



**JOTUN**

# ***Jotafloor***

## **CAR PARK SOLUTIONS**

**SUPERIOR FLOOR PROTECTION**





FROM ROOFTOPS



TO BASEMENTS



WE'VE GOT



YOU COVERED

When customers drive up, the parking is their first stop. Ensuring it is a quality experience – clean, beautiful and damage-free – is how you keep those customers coming back.

That's how Jotafloor protects your parking and supports your business.



LET'S TAKE  
A DRIVE

## WHAT'S IN STORE FOR EVERY FLOOR?

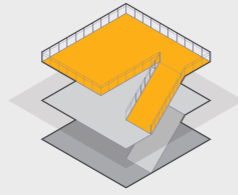
Each level faces its own challenges. Harsh UV radiation on the rooftop, heavy abrasion on ramps, chemical spills in basement levels, and so much more. You need to be ready for everything.

Thankfully, our suite of Jotafloor Car Park Solutions handle it all.



GOING  
UP

# ROOFTOPS



The roof deck faces the most extreme conditions: blazing sun, abrasive sand, pouring rain, and of course, the wear and tear of countless cars.

## Jotafloor PU ULTRA

### EXCEPTIONAL DURABILITY FOR LASTING BEAUTY

Our ultra-premium, highly elastomeric, UV resistant polyurethane top coat gives you ideal protection for rooftops in a range of beautiful colours. Plus, the durability benefits are outstanding. Jotafloor PU Ultra is an excellent topcoat and is compatible with a number of products, depending on your specific needs.

#### Benefits You'll Love



#### Recommended System

Product	Thickness	# Coats
Jotafloor SF PR 150	150 microns	1
Jotafloor PU Flex	500 microns	1
Jotafloor PU Versa	200 microns	1
Jotafloor PU Ultra	200 microns	1

Add aggregates after Jotafloor SF PR 150 to have high anchorage. To make the floor non-slip, add Jotafloor non-slip medium aggregates after Jotafloor PU Versa or Flex.

## Jotafloor PU FLEX

### HIGH-PERFORMANCE POLYURETHANE FOR ADDING THICKNESS AND STRENGTH

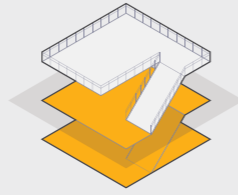
When you need an even more robust system, choose Jotafloor PU Flex. It's an elastomeric waterproofing membrane that can build 500-800 microns of additional thickness in a single coat. It can be added as a midcoat for any of our polyurethane systems.

#### Benefits You'll Love



↓  
↓  
↓  
**HEADING  
DOWN**

# MID-LEVELS & BASEMENTS



With increased traffic, higher abrasion turning, and more humid environments, these levels need a coating that's both durable and flexible.

## Jotafloor PU VERSA

### FLEXIBLE PROTECTION FOR HEAVY USE AND TOUGH ABUSE

This versatile polyurethane topcoat is perfectly formulated for car park mid-levels and basements, offering just the physical properties you need.

#### Benefits You'll Love



Abrasion Resistant



Crack Bridging



Easy to Apply



Easy to Clean



Chemical Resistant



Range of Colours



LEED Compliant

#### Recommended System – Levels Without UV Exposure

Product	Thickness	# Coats
Jotafloor SF PR 150	150 microns	1
Jotafloor PU Versa	300 microns	2

#### Recommended System – Levels With UV Exposure

Product	Thickness	# Coats
Jotafloor SF PR 150	150 microns	1
Jotafloor PU Versa	200-300 microns	1
Jotafloor PU Ultra	150-200 microns	1

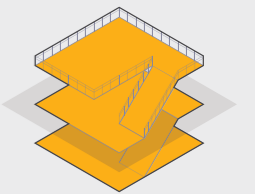
To make your floor non-slip, Jotafloor medium aggregate can be added after the primer or after the application of Jotafloor PU Versa.



NEXT IN  
LINE >>>



## LINE MARKING



**Jotafloor**  
LINES

**DURABLE LINE WORK CREATES GREAT CUSTOMER EXPERIENCES**

For drawing parking spots, creating navigation, or just decorating your space, Jotafloor Lines is the solution for you.

### Benefits You'll Love



Abrasion Resistant



Chemical Resistant



UV Resistant



Easy to Apply



Easy to Clean



Glossy Finish

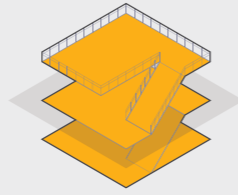


Range of Colours

### Beautiful and Easy to Apply

Product	Thickness	# Coats
Jotafloor Lines	100 microns	2

# EPOXY SOLUTIONS



For projects that specify epoxy coatings for car park floors, you'll find just what you need from Jotafloor. Our two epoxy products are versatile and can handle your every need.

## **Jotafloor** EPC300 PLUS

### MEDIUM-DUTY EPOXY SOLUTION FOR TOUGH APPLICATIONS

If your project needs a medium-duty epoxy solution for basements and mid-levels, look no further than Jotafloor EPC 300 Plus.

#### Recommended System

Product	Thickness	# Coats
Jotafloor SF PR 150/ Sealer HS	100-150 microns	1
Jotafloor EPC 300 Plus	250-300 microns	2

*For exposed areas, topcoat with Jotafloor PU Topcoat/Jotafloor PU Topcoat HS.*

## **Jotafloor** GLASS FLAKE HS

### DURABLE GLASS REINFORCED EPOXY SYSTEM

Jotafloor Glass HS is a solvent-free, high abrasion resistant, LEED compliant epoxy coating.

#### Recommended System

Product	Thickness	# Coats
Jotafloor SF PR 150/ Sealer HS	100-150 microns	1
Jotafloor Glassflake HS	300-400 microns	1

*To make your floor non-slip, Jotafloor medium aggregate can be added after the primer or after the application of Jotafloor Glass Flake HS. For exposed areas, topcoat with Jotafloor PU Topcoat/Jotafloor PU Topcoat HS.*



## YOUR COMPLETE SOLUTION

In addition to our high-quality flooring products, at Jotun we offer outstanding coatings for your entire car park.

Protect your floors on rooftops, mid-levels, basements and ramps with **Jotafloor Car Park Solutions**.

For your walls, columns and ceilings, choose the quality protection of **Jotashield Carbo**. This anti-carbonation coating is specially designed for car parks. It's available in a variety of colours and is very easy to clean and maintain.





# INNOVATIVE PRODUCTS & OUTSTANDING SUPPORT

At Jotun, we do more than just sell you a superior product. Every Jotafloor solution is backed by our highly skilled technical support team that's with you every step of the way.

Our technical support is what makes Jotun a trusted expert, so you can have confidence taking on any project, no matter the size, scale or scope.

Contact your local representative so we can tailor a solution that's right for you.

**JOTUN.COM**

